



























































Photographic Records of Tagged Translocated Coral Colonies from the Donor Site, Pillar Point













Coral #	Pre-translocation Coral Monitoring	2 nd Quarterly Post-Translocated Coral Monitoring
1		
2		
3		
4		
5		











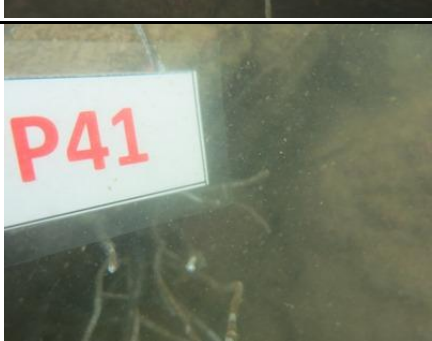

Coral #	Pre-translocation Coral Monitoring	2 nd Quarterly Post-Translocated Coral Monitoring
6	 A diver's gloved hand holds a white tag with 'PP06' in red text next to a small, dark, circular coral colony on a sandy seabed.	 A diver's gloved hand holds a white tag with 'PP06' in red text next to the same coral colony, which now appears slightly more established on the seabed.
7	 A diver's gloved hand holds a white tag with 'PP07' in red text next to a small, dark, circular coral colony on a sandy seabed.	 A diver's gloved hand holds a white tag with 'PP07' in red text next to the same coral colony, which now appears slightly more established on the seabed.
8	 A diver's gloved hand holds a white tag with 'PP08' in red text next to a small, dark, circular coral colony on a sandy seabed.	 A diver's gloved hand holds a white tag with 'PP08' in red text next to the same coral colony, which now appears slightly more established on the seabed.
9	 A diver's gloved hand holds a white tag with 'PP09' in red text next to a small, dark, circular coral colony on a sandy seabed.	 A diver's gloved hand holds a white tag with 'PP09' in red text next to the same coral colony, which now appears slightly more established on the seabed.
10	 A diver's gloved hand holds a white tag with 'PP10' in red text next to a small, dark, circular coral colony on a sandy seabed.	 A diver's gloved hand holds a white tag with 'PP10' in red text next to the same coral colony, which now appears slightly more established on the seabed.
11	 A diver's gloved hand holds a white tag with 'PP11' in red text next to a small, dark, circular coral colony on a sandy seabed.	 A diver's gloved hand holds a white tag with 'PP11' in red text next to the same coral colony, which now appears slightly more established on the seabed.













Coral #	Pre-translocation Coral Monitoring	2 nd Quarterly Post-Translocated Coral Monitoring
12		
13		
14		
15		
16		
17		













Coral #	Pre-translocation Coral Monitoring	2 nd Quarterly Post-Translocated Coral Monitoring
18		
19		
20		
21		
22		
23		







Coral #	Pre-translocation Coral Monitoring	2 nd Quarterly Post-Translocated Coral Monitoring
24		
25		
26		
27		
28		
29		









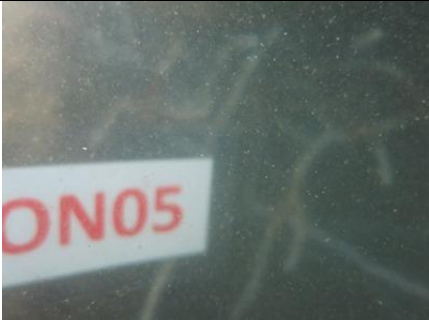

Coral #	Pre-translocation Coral Monitoring	2 nd Quarterly Post-Translocated Coral Monitoring
30		
31		
32		
33		
34		
35		

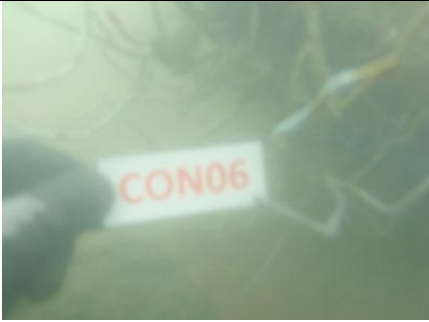









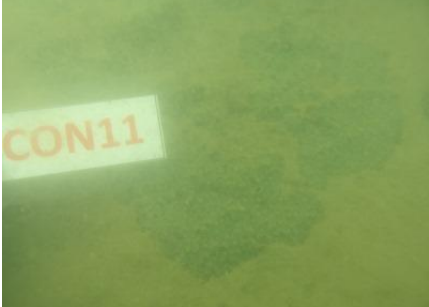

Coral #	Pre-translocation Coral Monitoring	2 nd Quarterly Post-Translocated Coral Monitoring
36		
37		
38		
39		
40		
41		













Coral #	Pre-translocation Coral Monitoring	2 nd Quarterly Post-Translocated Coral Monitoring
42		
43		
44		
45		
46		
47		













Coral #	Pre-translocation Coral Monitoring	2 nd Quarterly Post-Translocated Coral Monitoring
48		
49		
50		
51		
52		
53		







Coral #	Pre-translocation Coral Monitoring	2 nd Quarterly Post-Translocated Coral Monitoring
54		
55		
56		

Coral #	Pre-translocation Coral Monitoring	2 nd Quarterly Post-Translocated Coral Monitoring
1		
2		
3		
4		
5		

Coral #	Pre-translocation Coral Monitoring	2 nd Quarterly Post-Translocated Coral Monitoring
6	 A close-up underwater photograph of a coral specimen labeled CON06. The coral is a branching, light-colored structure. A white tag with the label 'CON06' in red text is visible in the foreground.	 A close-up underwater photograph of the same coral specimen labeled CON06 after translocation. The coral is in a similar position, and the 'CON06' tag is still visible.
7	 An underwater photograph of a coral specimen labeled CON07. The coral is a branching, light-colored structure. A white tag with the label 'CON07' in red text is visible in the foreground.	 An underwater photograph of the same coral specimen labeled CON07 after translocation. The coral is in a similar position, and the 'CON07' tag is still visible.
8	 An underwater photograph of a coral specimen labeled CON08. The coral is a branching, light-colored structure. A white tag with the label 'CON08' in red text is visible in the foreground.	 An underwater photograph of the same coral specimen labeled CON08 after translocation. The coral is in a similar position, and the 'CON08' tag is still visible.
9	 An underwater photograph of a coral specimen labeled CON09. The coral is a branching, light-colored structure. A white tag with the label 'CON09' in red text is visible in the foreground.	 An underwater photograph of the same coral specimen labeled CON09 after translocation. The coral is in a similar position, and the 'CON09' tag is still visible.
10	 An underwater photograph of a coral specimen labeled CON10. The coral is a branching, light-colored structure. A white tag with the label 'CON10' in red text is visible in the foreground.	 An underwater photograph of the same coral specimen labeled CON10 after translocation. The coral is in a similar position, and the 'CON10' tag is still visible.
11	 An underwater photograph of a coral specimen labeled CON11. The coral is a branching, light-colored structure. A white tag with the label 'CON11' in red text is visible in the foreground.	 An underwater photograph of the same coral specimen labeled CON11 after translocation. The coral is in a similar position, and the 'CON11' tag is still visible.

Coral #	Pre-translocation Coral Monitoring	2 nd Quarterly Post-Translocated Coral Monitoring
12		
13		
14		
15		
16		
17		

Coral #	Pre-translocation Coral Monitoring	2 nd Quarterly Post-Translocated Coral Monitoring
18		
19		
20		
21		
22		
23		

Coral #	Pre-translocation Coral Monitoring	2 nd Quarterly Post-Translocated Coral Monitoring
24	 Underwater photograph of coral 24 before translocation. A white tag with 'ON24' in red is visible in the top left corner. The coral is a dark, branching species with some green algae or sediment on its surface.	 Underwater photograph of coral 24 after translocation. A white tag with 'ON24' in red is visible in the top left corner. The coral appears similar to the pre-translocation photo, with some green algae or sediment on its surface.
25	 Underwater photograph of coral 25 before translocation. A white tag with 'ON25' in red is visible in the top left corner. The coral is a dark, branching species with some green algae or sediment on its surface.	 Underwater photograph of coral 25 after translocation. A white tag with 'ON25' in red is visible in the top left corner. The coral appears similar to the pre-translocation photo, with some green algae or sediment on its surface.
26	 Underwater photograph of coral 26 before translocation. A white tag with 'ON26' in red is visible in the bottom left corner. The coral is a dark, branching species with some green algae or sediment on its surface.	 Underwater photograph of coral 26 after translocation. A white tag with 'ON26' in red is visible in the bottom left corner. The coral appears similar to the pre-translocation photo, with some green algae or sediment on its surface.