

Figure F.1 Impact Monitoring - 1-hour Total Suspended Particulates ($\mu\text{g}/\text{m}^3$) at AQMS1 between 1 November 2015 and 29 February 2016 during impact monitoring period. The weather conditions during the monitoring period varied from sunny to cloudy. Major land-based construction activities included: Construction of capping beam and base slab for Ventilation Shaft at Works Area - Portion N-C (1/11/2015 - 29/2/2016) and Box Culvert Extension (1/11/2015 - 29/2/2016). Ref: 0212330_Impact AQM graphs_ February 2016_REV a.xlsx

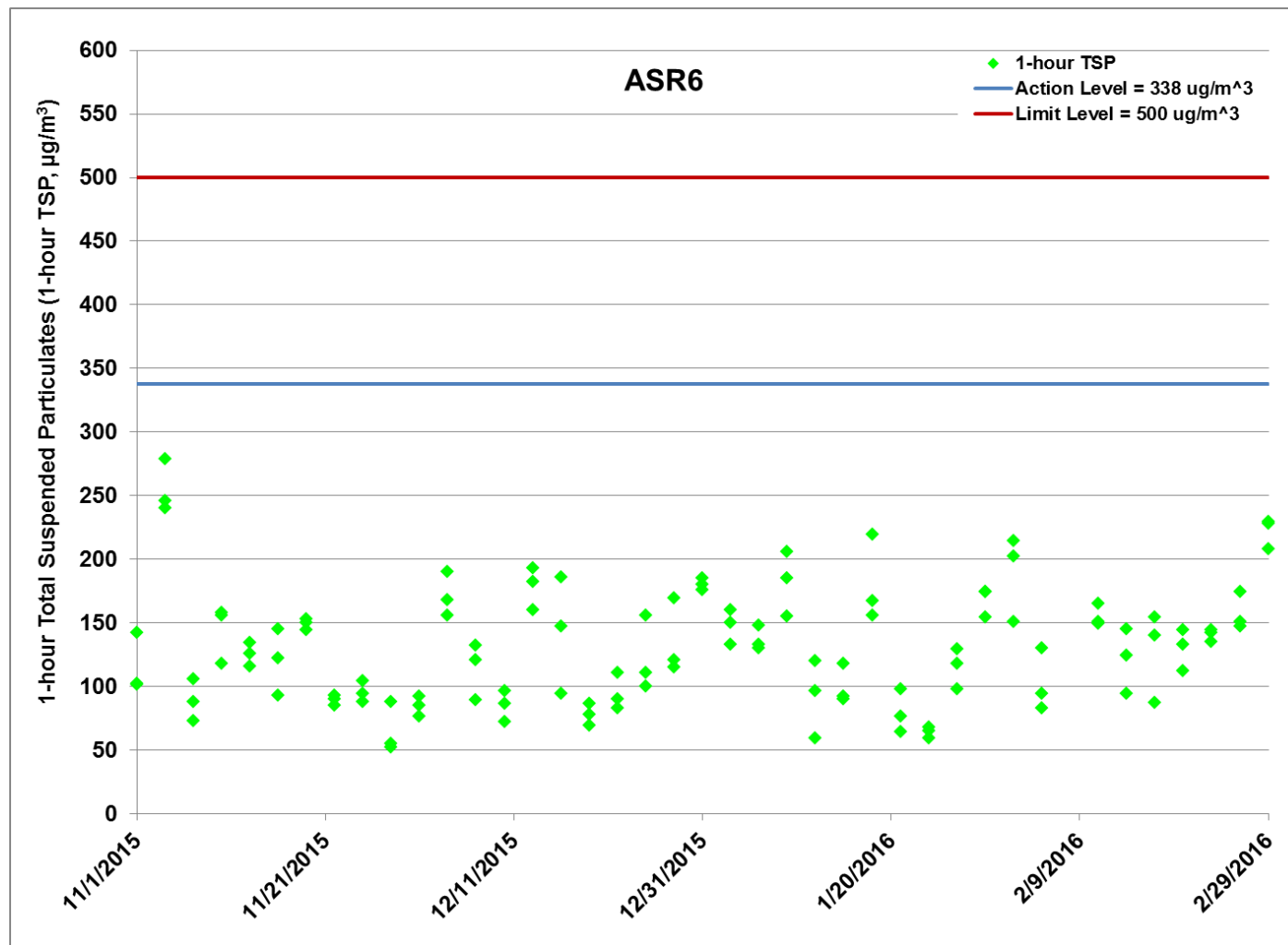


Figure F.2 Impact Monitoring - 1-hour Total Suspended Particulates ($\mu\text{g}/\text{m}^3$) at ASR6 between 1 November 2015 and 29 February 2016 during impact monitoring period. The weather conditions during the monitoring period varied from sunny to cloudy. Major land-based construction activities included: Construction of capping beam and base slab for Ventilation Shaft at Works Area - Portion N-C (1/11/2015 - 29/2/2016) and Box Culvert Extension (1/11/2015 - 29/2/2016). Ref: 0212330_Impact AQM graphs_ February 2016_REV a.xlsx

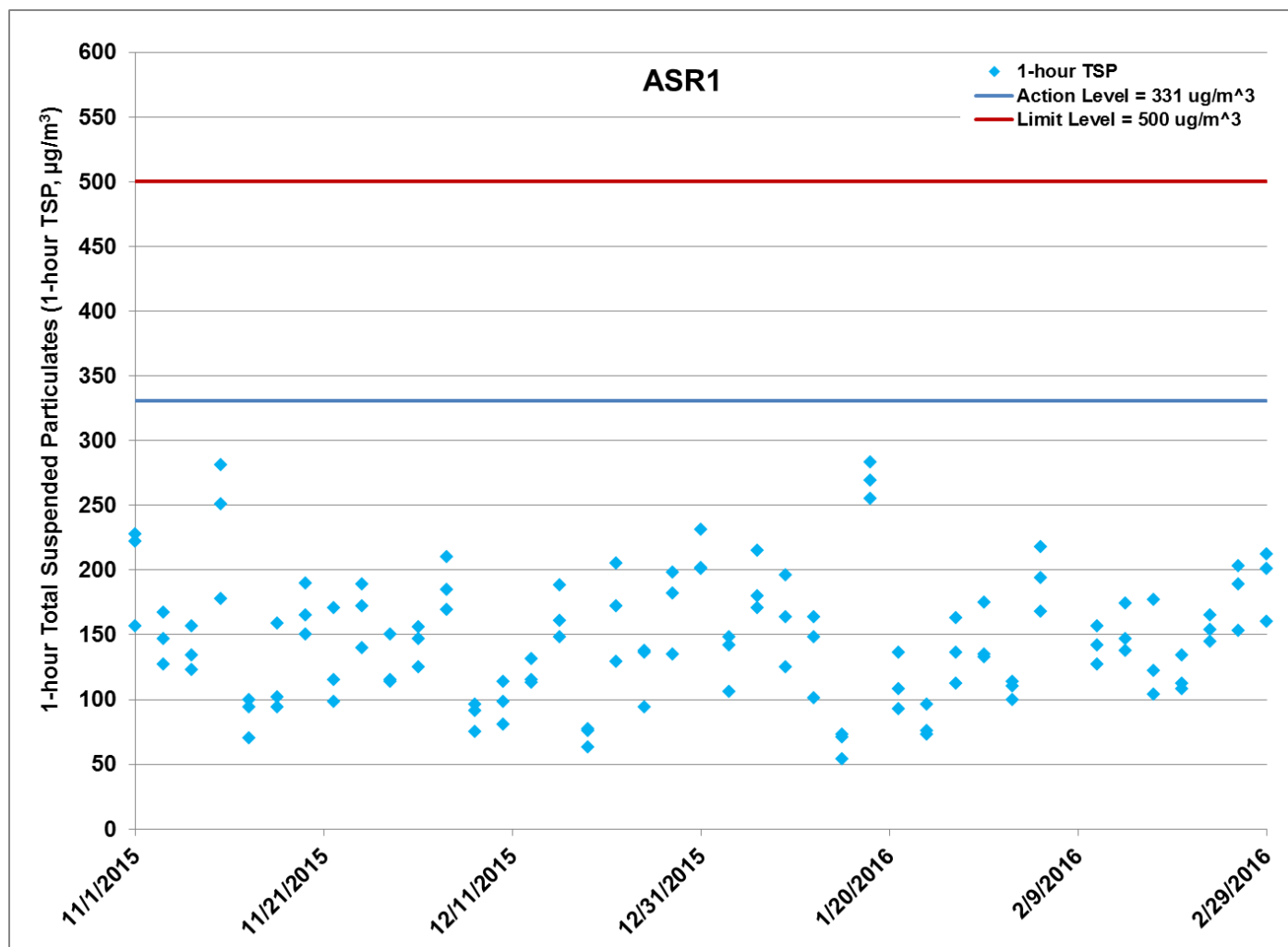


Figure F.3 Impact Monitoring - 1-hour Total Suspended Particulates ($\mu\text{g}/\text{m}^3$) at ASR1 between 1 November 2015 and 29 February 2016 during impact monitoring period. The weather conditions during the monitoring period varied from sunny to cloudy. Major land-based construction activities included: Construction of capping beam and base slab for Ventilation Shaft at Works Area - Portion N-C (1/11/2015 - 29/2/2016) and Box Culvert Extension (1/11/2015 - 29/2/2016). Ref: 0212330_Impact AQM graphs_ February 2016_REV a.xlsx

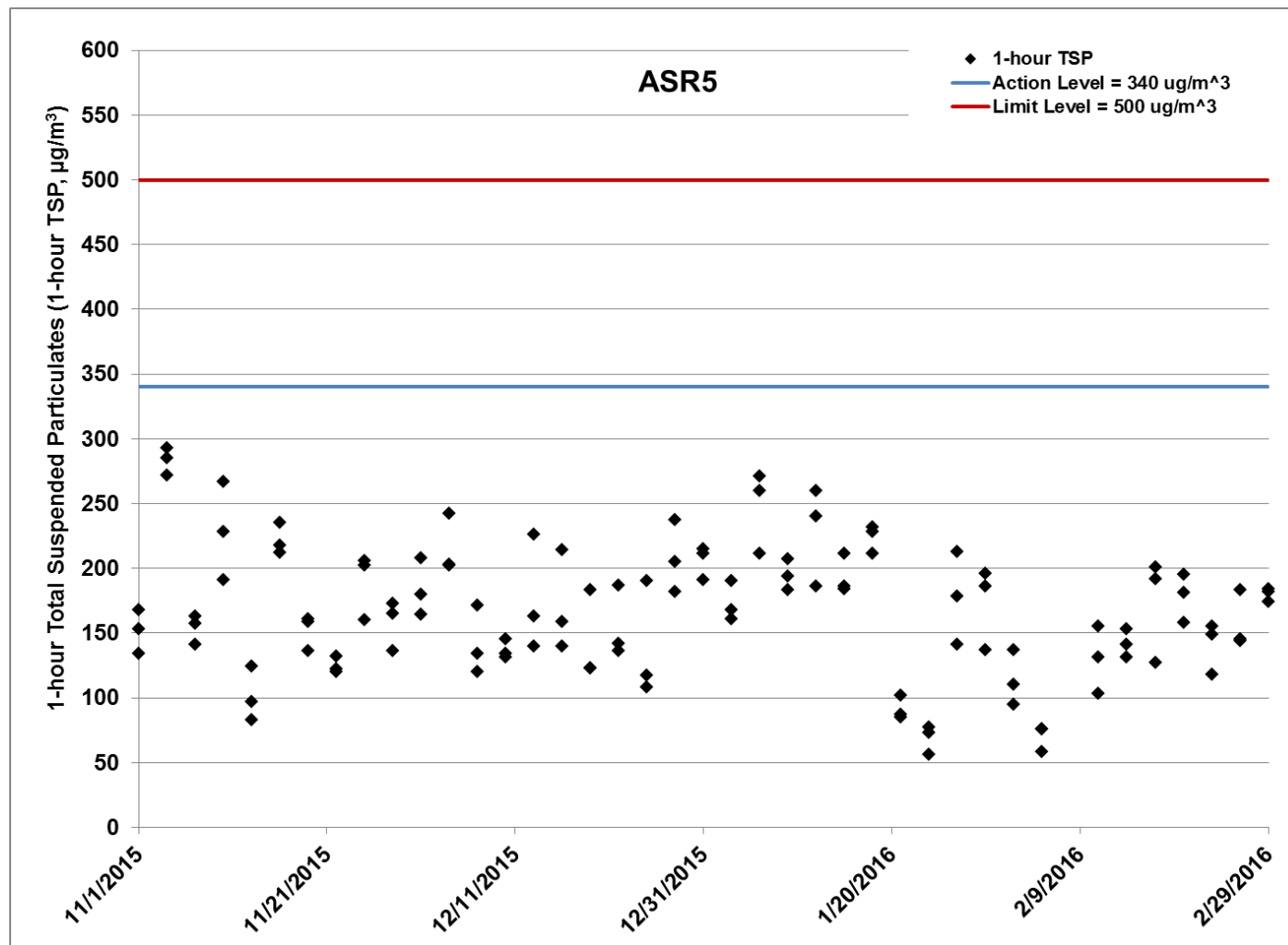


Figure F.4 Impact Monitoring - 1-hour Total Suspended Particulates (µg/m³) at ASR5 between 1 November 2015 and 29 February 2016 during impact monitoring period. The weather conditions during the monitoring period varied from sunny to cloudy. Major land-based construction activities included: Construction of capping beam and base slab for Ventilation Shaft at Works Area - Portion N-C (1/11/2015 - 29/2/2016) and Box Culvert Extension (1/11/2015 - 29/2/2016). Ref: 0212330_Impact AQM graphs_ February 2016_REV a.xlsx

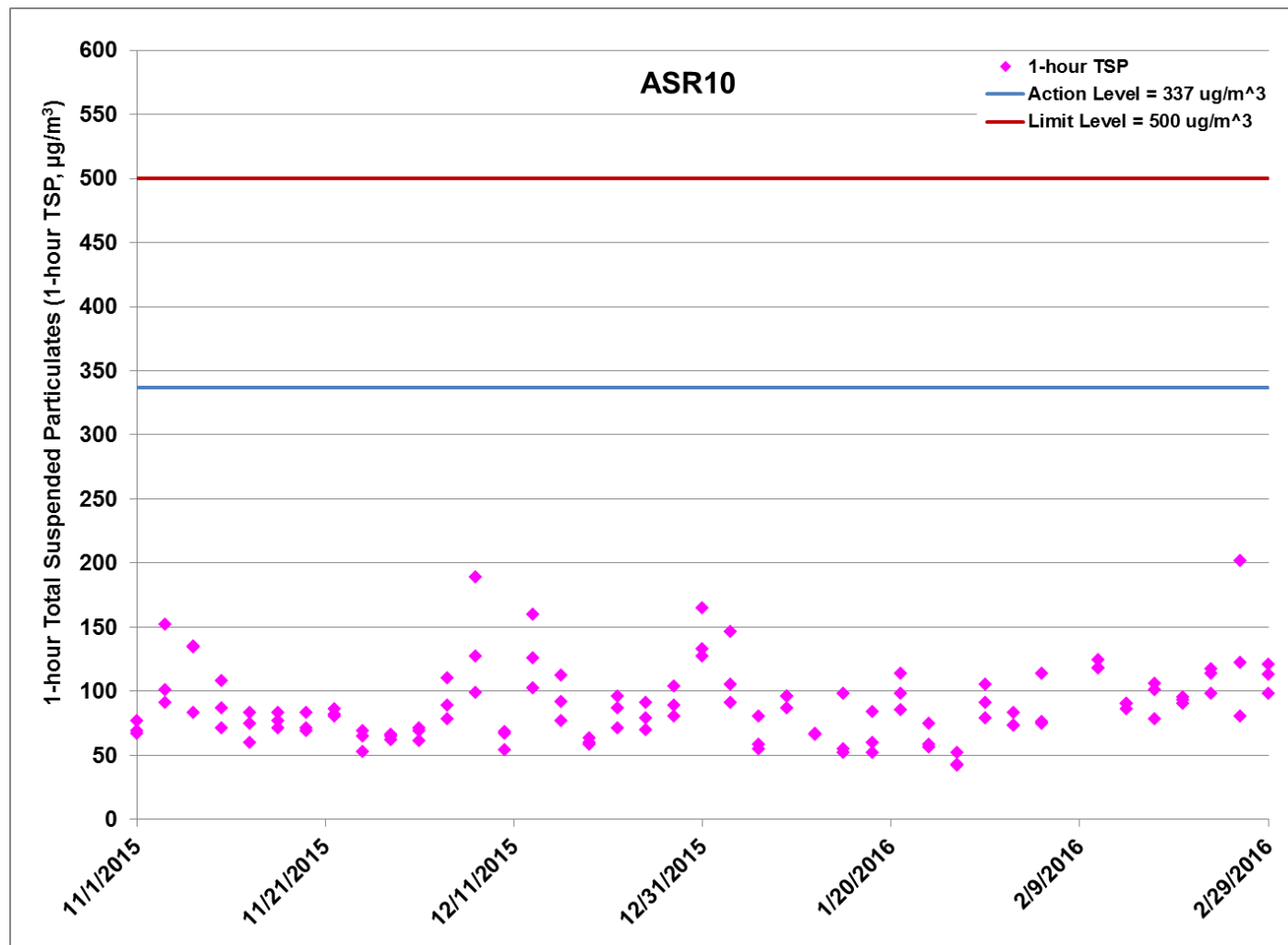


Figure F.5 Impact Monitoring - 1-hour Total Suspended Particulates ($\mu\text{g}/\text{m}^3$) at ASR10 between 1 November 2015 and 29 February 2016 during impact monitoring period. The weather conditions during the monitoring period varied from sunny to cloudy. Major land-based construction activities included: Construction of capping beam and base slab for Ventilation Shaft at Works Area - Portion N-C (1/11/2015 - 29/2/2016) and Box Culvert Extension (1/11/2015 - 29/2/2016). Ref: 0212330_Impact AQM graphs_ February 2016_REV a.xlsx

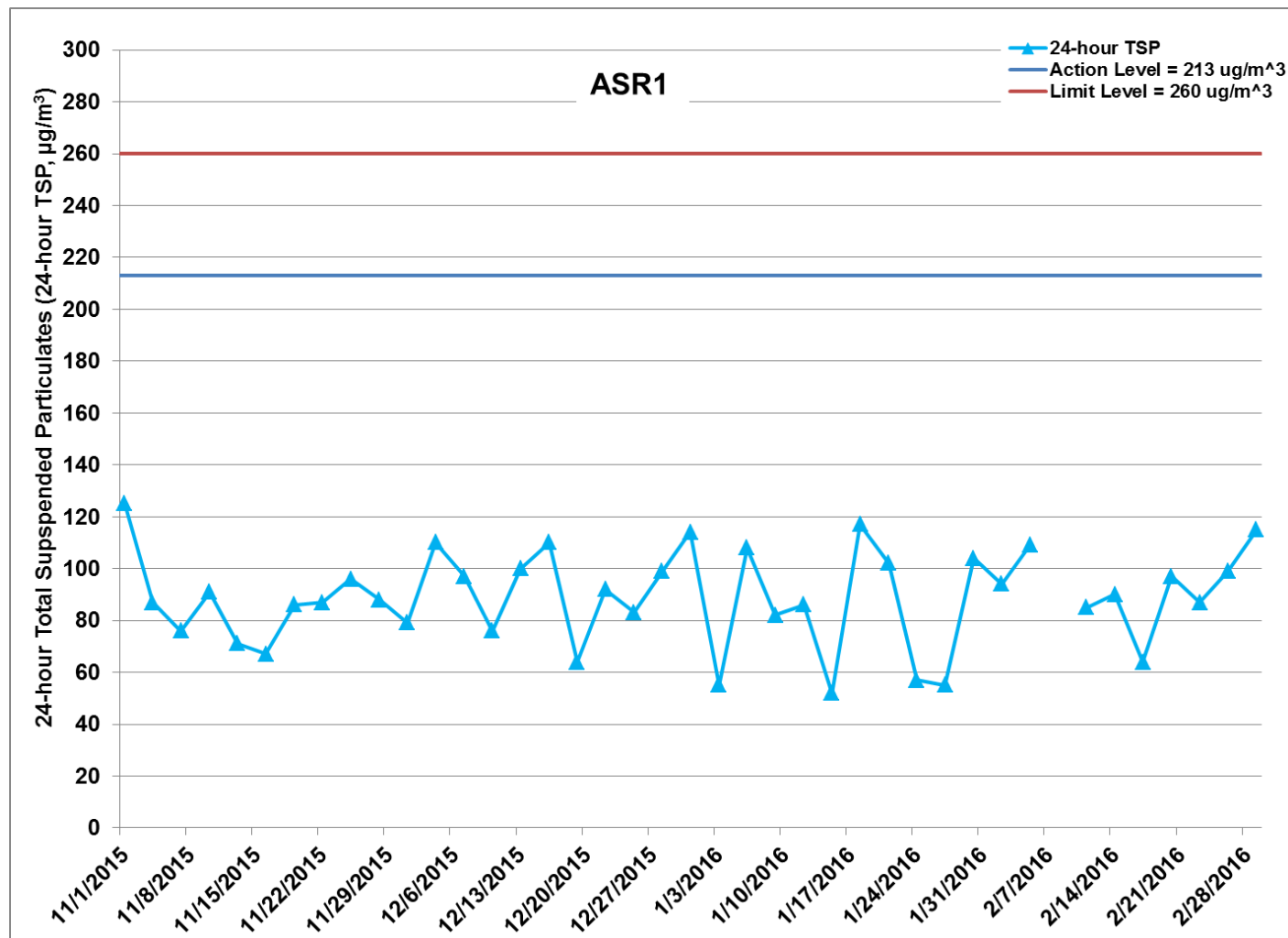


Figure F.6 Impact Monitoring - 24-hour Total Suspended Particulates ($\mu\text{g}/\text{m}^3$) at ASR1 between 1 November 2015 and 29 February 2016 during impact monitoring period. The weather conditions during the monitoring period varied from sunny to cloudy. Major land-based construction activities included: Construction of capping beam and base slab for Ventilation Shaft at Works Area - Portion N-C (1/11/2015 - 29/2/2016) and Box Culvert Extension (1/11/2015 - 29/2/2016). Ref: 0212330_Impact AQM graphs_ February 2016_REV a.xlsx

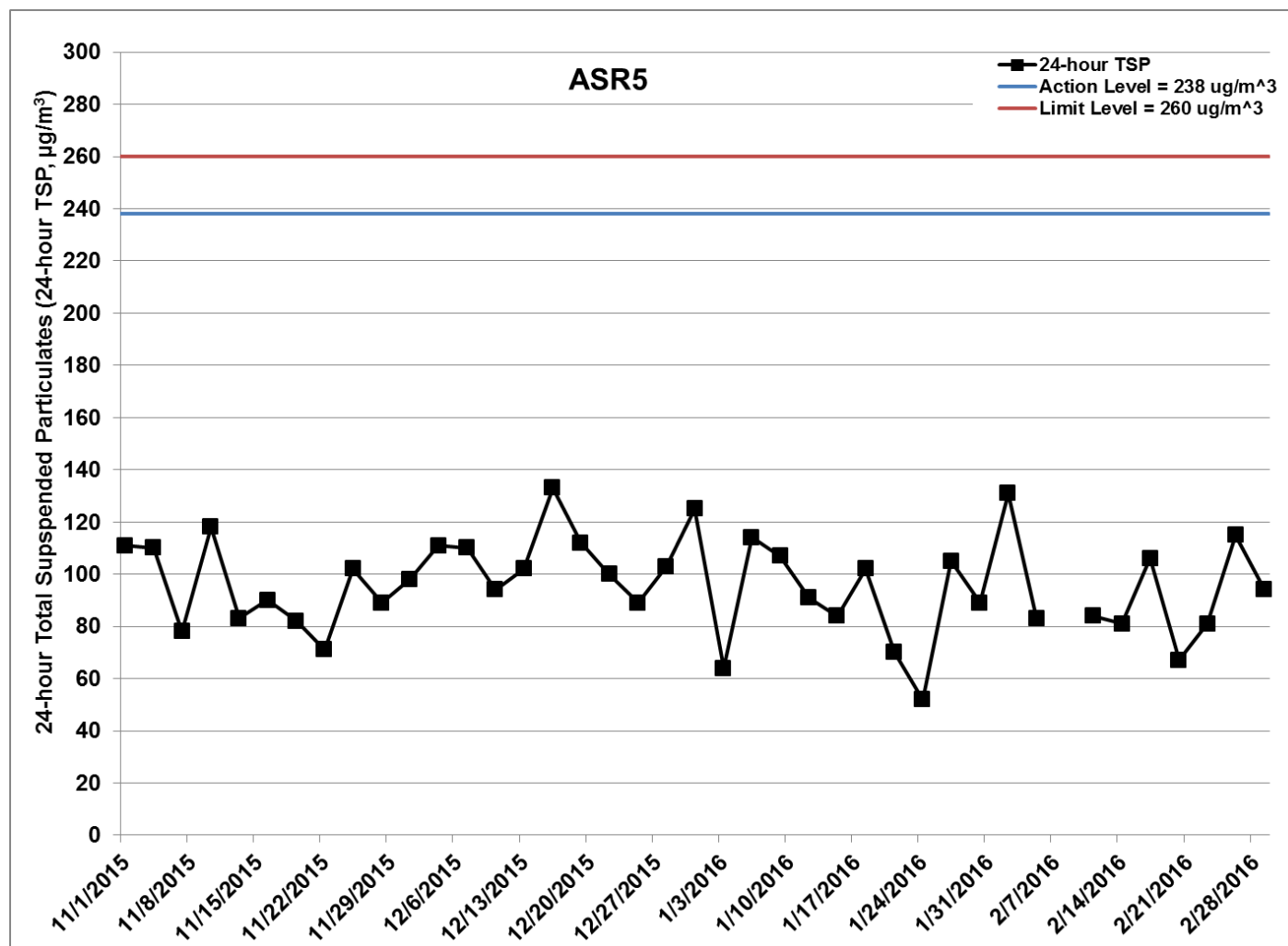


Figure F.7 Impact Monitoring - 24-hour Total Suspended Particulates ($\mu\text{g}/\text{m}^3$) at ASR5 between 1 November 2015 and 29 February 2016 during impact monitoring period. The weather conditions during the monitoring period varied from sunny to cloudy. Major land-based construction activities included: Construction of capping beam and base slab for Ventilation Shaft at Works Area - Portion N-C (1/11/2015 - 29/2/2016) and Box Culvert Extension (1/11/2015 - 29/2/2016). Ref: 0212330_Impact AQM graphs_ February 2016_REV a.xlsx

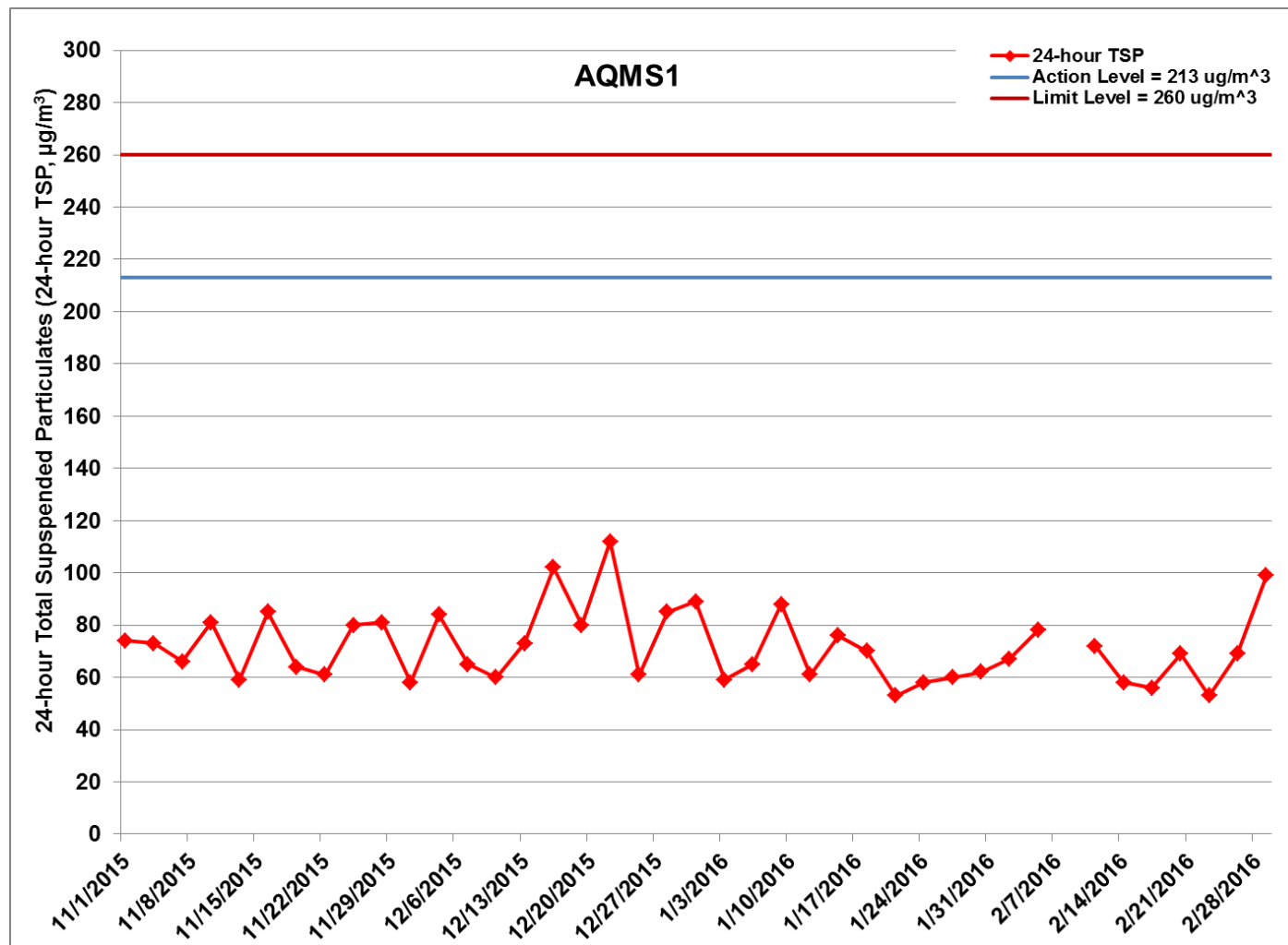


Figure F.8 Impact Monitoring - 24-hour Total Suspended Particulates ($\mu\text{g}/\text{m}^3$) at AQMS1 between 1 November 2015 and 29 February 2016 during impact monitoring period. The weather conditions during the monitoring period varied from sunny to cloudy. Major land-based construction activities included: Construction of capping beam and base slab for Ventilation Shaft at Works Area - Portion N-C (1/11/2015 - 29/2/2016) and Box Culvert Extension (1/11/2015 - 29/2/2016). Ref: 0212330_Impact AQM graphs_ February 2016_REV a.xlsx

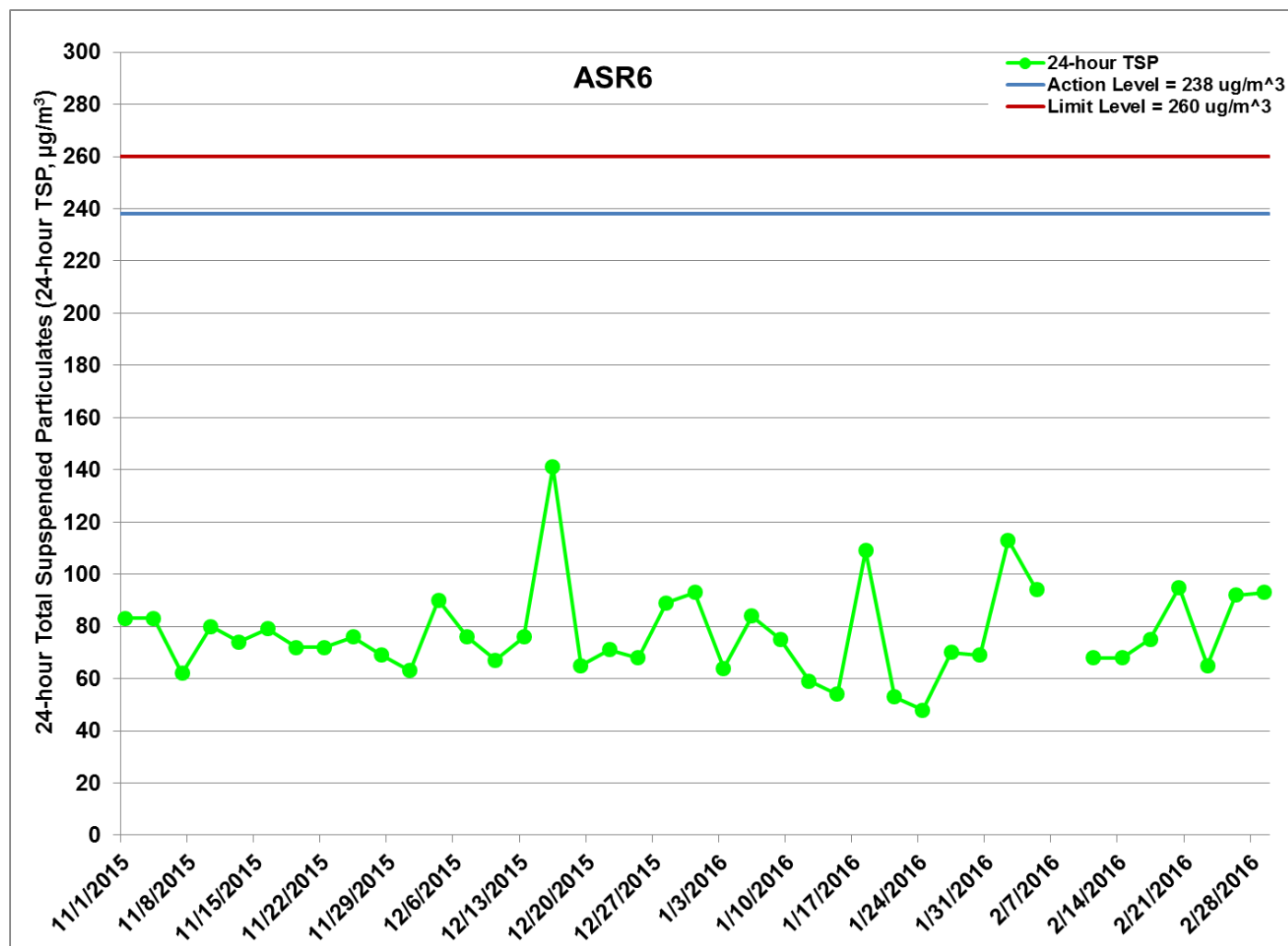


Figure F.9 Impact Monitoring - 24-hour Total Suspended Particulates ($\mu\text{g}/\text{m}^3$) at ASR6 between 1 November 2015 and 29 February 2016 during impact monitoring period. The weather conditions during the monitoring period varied from sunny to cloudy. Major land-based construction activities included: Construction of capping beam and base slab for Ventilation Shaft at Works Area - Portion N-C (1/11/2015 - 29/2/2016) and Box Culvert Extension (1/11/2015 - 29/2/2016). Ref: 0212330_Impact AQM graphs_ February 2016_REV a.xlsx

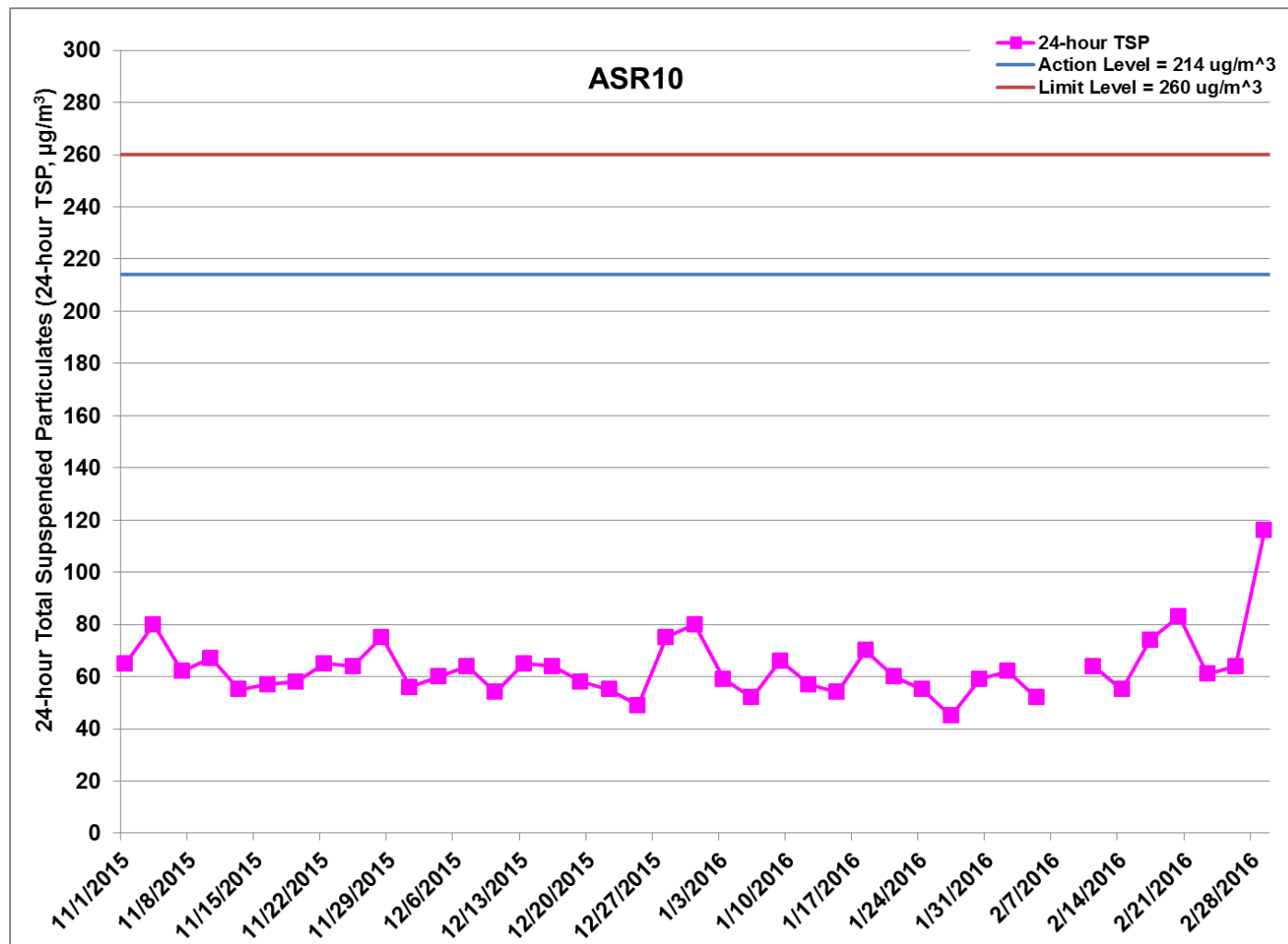


Figure F.10 Impact Monitoring - 24-hour Total Suspended Particulates ($\mu\text{g}/\text{m}^3$) at ASR10 between 1 November 2015 and 29 February 2016 during impact monitoring period. The weather conditions during the monitoring period varied from sunny to cloudy. Major land-based construction activities included: Construction of capping beam and base slab for Ventilation Shaft at Works Area - Portion N-C (1/11/2015 - 29/2/2016) and Box Culvert Extension (1/11/2015 - 29/2/2016). Ref: 0212330_Impact AQM graphs_ February 2016_REV a.xlsx