

Appendix E

Copies of Calibration Certificates for Air Quality Monitoring and Water Quality Monitoring

High-Volume TSP Sampler
5-Point Calibration Record

Location : ASR5
Calibrated by : P.F.Yeung
Date : 07/06/2020

Sampler

Model : TE-5170
Serial Number : S/N 0816

Calibration Orifice and Standard Calibration Relationship

Serial Number : 2454
Service Date : 18 February 2020
Slope (m) : 2.07134
Intercept (b) : -0.04091
Correlation Coefficient(r) : 0.99999

Standard Condition

Pstd (hpa) : 1013
Tstd (K) : 298.18

Calibration Condition

Pa (hpa) : 1006
Ta(K) : 302

Resistance Plate		dH [green liquid] (inch water)	Z	X=Qstd (cubic meter/min)	IC (chart)	Y (corrected)
1	18 holes	12.2	3.458	1.689	55	54.45
2	13 holes	9.5	3.051	1.493	50	49.50
3	10 holes	7.0	2.619	1.284	46	45.54
4	7 holes	4.8	2.169	1.067	38	37.62
5	5 holes	2.6	1.596	0.790	30	29.70

Notes: $Z = \sqrt{dH(Pa/Pstd)(Tstd/Ta)}$, $X = Z/m - b$, $Y(\text{Corrected Flow}) = IC * \{\sqrt{Pa/Pstd}(Tstd/Ta)\}$

Sampler Calibration Relationship (Linear Regression)

Slope(m): 27.714 Intercept(b): 8.311 Correlation Coefficient(r): 0.9954

Checked by: Magnum Fan

Date: 10/06/2020

High-Volume TSP Sampler
5-Point Calibration Record

Location : ASR10
Calibrated by : P.F.Yeung
Date : 07/06/2020

Sampler

Model : TE-5170
Serial Number : S/N 8162

Calibration Orifice and Standard Calibration Relationship

Serial Number : 2454
Service Date : 18 February 2020
Slope (m) : 2.07134
Intercept (b) : -0.04091
Correlation Coefficient(r) : 0.99999

Standard Condition

Pstd (hpa) : 1013
Tstd (K) : 298.18

Calibration Condition

Pa (hpa) : 1006
Ta(K) : 302

Resistance Plate		dH [green liquid] (inch water)	Z	X=Qstd (cubic meter/min)	IC (chart)	Y (corrected)
1	18 holes	11.2	3.313	1.619	54	53.46
2	13 holes	9.0	2.970	1.453	50	49.50
3	10 holes	6.5	2.524	1.238	45	44.55
4	7 holes	4.2	2.029	0.999	37	36.63
5	5 holes	2.4	1.534	0.760	28	27.72

Notes: $Z = \sqrt{dH(Pa/Pstd)(Tstd/Ta)}$, $X = Z/m - b$, $Y(\text{Corrected Flow}) = IC * \{\sqrt{Pa/Pstd}(Tstd/Ta)\}$

Sampler Calibration Relationship (Linear Regression)

Slope(m): 29.805 Intercept(b): 6.184 Correlation Coefficient(r): 0.9943

Checked by: Magnum Fan

Date: 10/06/2020

High-Volume TSP Sampler
5-Point Calibration Record

Location : AQMS1
Calibrated by : P.F.Yeung
Date : 07/06/2020

Sampler

Model : TE-5170
Serial Number : S/N 1253

Calibration Orifice and Standard Calibration Relationship

Serial Number : 2454
Service Date : 18 February 2020
Slope (m) : 2.07134
Intercept (b) : -0.04091
Correlation Coefficient(r) : 0.99999

Standard Condition

Pstd (hpa) : 1013
Tstd (K) : 298.18

Calibration Condition

Pa (hpa) : 1006
Ta(K) : 302

Resistance Plate		dH [green liquid] (inch water)	Z	X=Qstd (cubic meter/min)	IC (chart)	Y (corrected)
1	18 holes	12.0	3.429	1.675	54	53.46
2	13 holes	9.2	3.003	1.469	48	47.52
3	10 holes	6.8	2.581	1.266	43	42.57
4	7 holes	4.6	2.123	1.045	37	36.63
5	5 holes	2.2	1.468	0.729	28	27.72

Notes: $Z = \sqrt{dH(Pa/Pstd)(Tstd/Ta)}$, $X = Z/m - b$, $Y(\text{Corrected Flow}) = IC * \{\sqrt{Pa/Pstd}(Tstd/Ta)\}$

Sampler Calibration Relationship (Linear Regression)

Slope(m): 26.943 Intercept(b): 8.253 Correlation Coefficient(r): 0.9997

Checked by: Magnum Fan

Date: 10/06/2020

High-Volume TSP Sampler
5-Point Calibration Record

Location : ASR1
Calibrated by : P.F.Yeung
Date : 07/06/2020

Sampler

Model : TE-5170
Serial Number : S/N 0146

Calibration Orifice and Standard Calibration Relationship

Serial Number : 2454
Service Date : 18 February 2020
Slope (m) : 2.07134
Intercept (b) : -0.04091
Correlation Coefficient(r) : 0.99999

Standard Condition

Pstd (hpa) : 1013
Tstd (K) : 298.18

Calibration Condition

Pa (hpa) : 1006
Ta(K) : 302

Resistance Plate		dH [green liquid] (inch water)	Z	X=Qstd (cubic meter/min)	IC (chart)	Y (corrected)
1	18 holes	11.8	3.400	1.661	54	53.46
2	13 holes	9.2	3.003	1.469	49	48.51
3	10 holes	6.6	2.543	1.248	44	43.56
4	7 holes	4.2	2.029	0.999	37	36.63
5	5 holes	2.3	1.501	0.745	29	28.71

Notes: $Z = \sqrt{dH(Pa/Pstd)(Tstd/Ta)}$, $X = Z/m - b$, $Y(\text{Corrected Flow}) = IC * \{\sqrt{Pa/Pstd}(Tstd/Ta)\}$

Sampler Calibration Relationship (Linear Regression)

Slope(m): 26.712 Intercept(b): 9.464 Correlation Coefficient(r): 0.9982

Checked by: Magnum Fan

Date: 10/06/2020

High-Volume TSP Sampler
5-Point Calibration Record

Location : ASR6
Calibrated by : P.F.Yeung
Date : 07/06/2020

Sampler

Model : TE-5170
Serial Number : S/N 3957

Calibration Orifice and Standard Calibration Relationship

Serial Number : 2454
Service Date : 18 February 2020
Slope (m) : 2.07134
Intercept (b) : -0.04091
Correlation Coefficient(r) : 0.99999

Standard Condition

Pstd (hpa) : 1013
Tstd (K) : 298.18

Calibration Condition

Pa (hpa) : 1006
Ta(K) : 302

Resistance Plate		dH [green liquid] (inch water)	Z	X=Qstd (cubic meter/min)	IC (chart)	Y (corrected)
1	18 holes	12.2	3.458	1.689	55	54.45
2	13 holes	9.4	3.035	1.485	50	49.50
3	10 holes	6.8	2.581	1.266	45	44.55
4	7 holes	4.6	2.123	1.045	38	37.62
5	5 holes	2.4	1.534	0.760	30	29.70

Notes: $Z = \sqrt{dH(Pa/Pstd)(Tstd/Ta)}$, $X = Z/m - b$, $Y(\text{Corrected Flow}) = IC * \{\sqrt{Pa/Pstd}(Tstd/Ta)\}$

Sampler Calibration Relationship (Linear Regression)

Slope(m): 26.773 Intercept(b): 9.721 Correlation Coefficient(r): 0.9984

Checked by: Magnum Fan

Date: 10/06/2020



RECALIBRATION

DUE DATE:

February 18, 2021

Certificate of Calibration

Calibration Certification Information

Cal. Date: February 18, 2020

Rootsmeter S/N: 438320

Ta: 294

°K

Operator: Jim Tisch

Pa: 753.1

mm Hg

Calibration Model #: TE-5025A

Calibrator S/N: 2454

Run	Vol. Init (m3)	Vol. Final (m3)	ΔVol. (m3)	ΔTime (min)	ΔP (mm Hg)	ΔH (in H2O)
1	1	2	1	1.4190	3.2	2.00
2	3	4	1	1.0100	6.4	4.00
3	5	6	1	0.9020	7.9	5.00
4	7	8	1	0.8600	8.8	5.50
5	9	10	1	0.7110	12.7	8.00

Data Tabulation

Vstd (m3)	Qstd (x-axis)	$\sqrt{\Delta H \left(\frac{Pa}{Pstd} \right) \left(\frac{Tstd}{Ta} \right)}$ (y-axis)	Va	Qa (x-axis)	$\sqrt{\Delta H \left(\frac{Ta}{Pa} \right)}$ (y-axis)
1.0001	0.7048	1.4173	0.9958	0.7017	0.8836
0.9959	0.9860	2.0044	0.9915	0.9817	1.2496
0.9939	1.1019	2.2410	0.9895	1.0970	1.3971
0.9927	1.1543	2.3504	0.9883	1.1492	1.4653
0.9875	1.3889	2.8347	0.9831	1.3828	1.7672
QSTD	m=	2.07134	QA	m=	1.29704
	b=	-0.04091		b=	-0.02551
	r=	0.99999		r=	0.99999

Calculations

Vstd=	$\Delta Vol((Pa-\Delta P)/Pstd)(Tstd/Ta)$	Va=	$\Delta Vol((Pa-\Delta P)/Pa)$
Qstd=	$Vstd/\Delta Time$	Qa=	$Va/\Delta Time$
For subsequent flow rate calculations:			
Qstd= $1/m \left(\left(\sqrt{\Delta H \left(\frac{Pa}{Pstd} \right) \left(\frac{Tstd}{Ta} \right)} \right) - b \right)$		Qa= $1/m \left(\left(\sqrt{\Delta H \left(\frac{Ta}{Pa} \right)} \right) - b \right)$	

Standard Conditions

Tstd: 298.15 °K

Pstd: 760 mm Hg

Key

ΔH: calibrator manometer reading (in H2O)

ΔP: rootsmeter manometer reading (mm Hg)

Ta: actual absolute temperature (°K)

Pa: actual barometric pressure (mm Hg)

b: intercept

m: slope

RECALIBRATION

US EPA recommends annual recalibration per 1998 40 Code of Federal Regulations Part 50 to 51, Appendix B to Part 50, Reference Method for the Determination of Suspended Particulate Matter in the Atmosphere, 9.2.17, page 30

Certificate of Calibration

校正證書

Certificate No. : C203177
證書編號

ITEM TESTED / 送檢項目 (Job No. / 序引編號: IC20-1161)

Date of Receipt / 收件日期: 1 June 2020

Description / 儀器名稱 : Anemometer
Manufacturer / 製造商 : Lutron
Model No. / 型號 : AM-4201
Serial No. / 編號 : AF.27513
Supplied By / 委託者 : Envirotech Services Co.
Room 113, 1/F, My Loft, 9 Hoi Wing Road, Tuen Mun,
New Territories, Hong Kong

TEST CONDITIONS / 測試條件

Temperature / 溫度 : $(23 \pm 2)^{\circ}\text{C}$
Line Voltage / 電壓 : ---

Relative Humidity / 相對濕度 : $(50 \pm 25)\%$

TEST SPECIFICATIONS / 測試規範

Calibration check


DATE OF TEST / 測試日期 : 9 June 2020

TEST RESULTS / 測試結果


The results apply to the particular unit-under-test only.
The results are detailed in the subsequent page(s).

The test equipment used for calibration are traceable to National Standards via :
- Testo Industrial Services GmbH, Germany

Tested By :
測試


T F Lee
Assistant Engineer

Certified By :
核證


H C Chan
Engineer

Date of Issue : 11 June 2020
簽發日期

The test equipment used for calibration is traceable to the National Standards as specified in this certificate. This certificate shall not be reproduced except in full, without the prior written approval of this laboratory.
本證書所載校正用之測試器材均可溯源至國際標準。局部複印本證書需先獲本實驗室所書面批准。

Certificate of Calibration

校正證書

Certificate No. : C203177

證書編號

1. The unit-under-test (UUT) was allowed to stabilize in the laboratory for over 12 hours before the commencement of the test.
2. The results presented are the mean of 10 measurements at each calibration point.
3. Test equipment :

Equipment ID
CL386

Description
Multi-function Measuring Instrument

Certificate No.
S16494

4. Test procedure : MA130N.
5. Results :

Air Velocity

Applied Value (m/s)	UUT Reading (m/s)	Measured Correction		
		Value (m/s)	Measurement Uncertainty	
			Expanded Uncertainty (m/s)	Coverage Factor
2.0	1.8	+0.2	0.2	2.0
4.0	3.8	+0.2	0.3	2.0
6.1	5.9	+0.2	0.3	2.0
8.1	8.0	+0.1	0.3	2.0
10.0	10.1	-0.1	0.4	2.0

Remarks : - The Measured Corrections are defined as :
Value = Applied Value - UUT Reading

- The expanded uncertainties are for a level of confidence of 95 %.

Note :

Only the original copy or the laboratory's certified true copy is valid.

The values given in this Certificate only relate to the values measured at the time of the test and any uncertainties quoted will not include allowance for the equipment long term drift, variations with environment changes, vibration and shock during transportation, overloading, mis-handling, or the capability of any other laboratory to repeat the measurement. Sun Creation Engineering Limited shall not be liable for any loss or damage resulting from the use of the equipment.

The test equipment used for calibration is traceable to the National Standards as specified in this certificate. This certificate shall not be reproduced except in full, without the prior written approval of this laboratory.

本證書所載校正用之測試器材均可溯源至國際標準。局部複印本證書需先獲本實驗室書面批准。

ENVIROTECH SERVICES CO.

Calibration Report of Wind Meter

Date of Calibration : 29 June 2020

Brand of Test Meter: Davis

Model: Vantage Pro 2 (s/n: AS160104014)

Location : Roof of Tuen Mun Firestation

Procedures :

1. Wind Still Test: The wind speed sensor was hold by hand until it keep still
2. Wind Speed Test: The wind meter was on-site calibrated against the Anemometer
3. Wind Direction Test : The wind meter was on-site calibrated against the marine compass at four directions

Results:

Wind Still Test

Wind Speed (m/s)
0.00

Wind Speed Test

Davis (m/s)	Anemometer (m/s)
4.4	4.8
3.2	2.9
1.8	1.9

Wind Direction Test

Davis (o)	Marine Compass (o)
270	270
0	0
91	90
181	180

Calibrated by: 

Yeung Ping Fai
(Technical Officer)

Checked by : 

Ho Kam Fat
(Senior Technical Officer)



專業化驗有限公司

QUALITY PRO TEST-CONSULT LIMITED

Unit 10, 14/F, Wah Wai Centre, 38-40 Au Pui Wan St., Fotan, Hong Kong

Email: info@qualityprotest.com; Website: www.qualityprotest.com

Tel: (852) 3956 8717; Fax: (852) 3956 3928

REPORT OF EQUIPMENT PERFORMANCE CHECK/ CALIBRATION

Report No. : AJ060054
Date of Issue : 10 June 2020
Page No. : 1 of 2

PART A – CUSTOMER INFORMATION

Enovative Environmental Service Ltd.
Flat 2207, Yu Fun House,
Yu Chui Court, Shatin
New Territories, Hong Kong
Attn: Mr. Thomas WONG

PART B – DESCRIPTION

Name of Equipment : YSI ProDSS (Multi-Parameters)
Manufacturer : YSI (a xylem brand)
Serial Number : 16H104234
Date of Received : Jun 10, 2020
Date of Calibration : Jun 10, 2020
Date of Next Calibration^(a) : Sep 09, 2020

PART C – REFERENCE METHODS/ DOCUMENTS FOR THE CALIBRATION

Parameter	Reference Method
pH at 25°C	APHA 21e 4500-H ⁺ B
Dissolved Oxygen	APHA 21e 4500-O G
Conductivity at 25°C	APHA 21e 2510 B
Salinity	APHA 21e 2520 B
Turbidity	APHA 21e 2130 B
Temperature	Section 6 of international Accreditation New Zealand Technical Guide no. 3 Second edition March 2008: Working Thermometer Calibration Procedure.

PART D – CALIBRATION RESULTS^(b,c)

(1) pH at 25°C

Target (pH unit)	Displayed Reading ^(d) (pH Unit)	Tolerance ^(e) (pH Unit)	Results
4.00	3.98	-0.02	Satisfactory
7.42	7.46	0.04	Satisfactory
10.01	9.96	-0.05	Satisfactory

Tolerance of pH should be less than ± 0.20 (pH unit)

(2) Temperature


Reading of Ref. thermometer (°C)	Displayed Reading (°C)	Tolerance (°C)	Results
10.0	10.1	0.1	Satisfactory
35.0	35.5	0.5	Satisfactory
50.0	50.2	0.2	Satisfactory

Tolerance limit of temperature should be less than ± 2.0 (°C)

~ CONTINUED ON NEXT PAGE ~

Remark(s): -

- ^(a) The "Date of Next Calibration" is recommended according to best practice principals as practiced by QPT or quoted from relevant international standards.
^(b) The results relate only to the calibrated equipment as received
^(c) The performance of the equipment stated in this report is checked with independent reference material and results compared against a calibrated secondary source.
^(d) "Displayed Reading" denotes the figure shown on item under calibration/ checking regardless of equipment precision or significant figures.
^(e) The "Tolerance Limit" mentioned is referenced to YSI product specifications.


LEE Chun-ning, Desmond
Senior Chemist



REPORT OF EQUIPMENT PERFORMANCE CHECK/ CALIBRATION

Report No. : AJ060054
Date of Issue : 10 June 2020
Page No. : 2 of 2

PART D – CALIBRATION RESULTS (Cont'd)

(3) Dissolved Oxygen

Expected Reading (mg/L)	Displayed Reading (mg/L)	Tolerance (mg/L)	Results
0.40	0.40	0.00	Satisfactory
2.66	2.78	0.12	Satisfactory
5.80	5.80	0.00	Satisfactory
7.78	7.91	0.13	Satisfactory

Tolerance limit of dissolved oxygen should be less than ± 0.50 (mg/L)

(4) Conductivity at 25°C

Conc. of KCl (M)	Expected Reading ($\mu\text{S/cm}$)	Displayed Reading ($\mu\text{S/cm}$)	Tolerance (%)	Results
0.001	146.9	148.2	0.88	Satisfactory
0.01	1412	1409	-0.21	Satisfactory
0.1	12890	13068	1.38	Satisfactory
0.5	58670	57992	-1.16	Satisfactory
1.0	111900	112936	0.93	Satisfactory

Tolerance limit of conductivity should be less than ± 10.0 (%)

(5) Salinity

Expected Reading (g/L)	Displayed Reading (g/L)	Tolerance (%)	Results
10	9.94	-0.60	Satisfactory
20	19.92	-0.40	Satisfactory
30	30.21	0.70	Satisfactory

Tolerance limit of salinity should be less than ± 10.0 (%)

(6) Turbidity

Expected Reading (NTU)	Displayed Reading ^(f) (NTU)	Tolerance ^(g) (%)	Results
0	0	--	Satisfactory
10	9.90	-1.00	Satisfactory
20	19.92	-0.40	Satisfactory
100	106.12	6.12	Satisfactory
800	796.40	-0.45	Satisfactory

Tolerance limit of turbidity should be less than ± 10.0 (%)

~ END OF REPORT ~

Remark(s): -

^(f) "Displayed Reading" presents the figures shown on item under calibration/ checking regardless of equipment precision or significant figures.

^(g) The "Tolerance Limit" mentioned is the acceptance criteria applicable for similar equipment used by Quality Pro Test-Consult Ltd. or quoted from relevant international standards.



專業化驗有限公司

QUALITY PRO TEST-CONSULT LIMITED

Unit 10, 14/F, Wah Wai Centre, 38-40 Au Pui Wan St., Fotan, Hong Kong

Email: info@qualityprotest.com; Website: www.qualityprotest.com

Tel: (852) 3956 8717; Fax: (852) 3956 3928

REPORT OF EQUIPMENT PERFORMANCE CHECK/ CALIBRATION

Report No. : AJ070067
Date of Issue : 21 July 2020
Page No. : 1 of 2

PART A – CUSTOMER INFORMATION

Enovative Environmental Service Ltd.
Flat 2207, Yu Fun House,
Yu Chui Court, Shatin
New Territories, Hong Kong
Attn: Mr. Thomas WONG

PART B – DESCRIPTION

Name of Equipment : YSI 6920V2 (Multi-Parameters)
Manufacturer : YSI (a xylem brand)
Serial Number : 0001C6A7
Date of Received : Jul 20, 2020
Date of Calibration : Jul 20, 2020
Date of Next Calibration^(a) : Oct 19, 2020

PART C – REFERENCE METHODS/ DOCUMENTS FOR THE CALIBRATION

Parameter	Reference Method
pH at 25°C	APHA 21e 4500-H ⁺ B
Dissolved Oxygen	APHA 21e 4500-O G
Conductivity at 25°C	APHA 21e 2510 B
Salinity	APHA 21e 2520 B
Turbidity	APHA 21e 2130 B
Temperature	Section 6 of international Accreditation New Zealand Technical Guide no. 3 Second edition March 2008: Working Thermometer Calibration Procedure.

PART D – CALIBRATION RESULTS^(b,c)

(1) pH at 25°C

Target (pH unit)	Displayed Reading ^(d) (pH Unit)	Tolerance ^(e) (pH Unit)	Results
4.00	4.01	0.01	Satisfactory
7.42	7.44	0.02	Satisfactory
10.01	10.10	0.09	Satisfactory

Tolerance of pH should be less than ± 0.20 (pH unit)

(2) Temperature


Reading of Ref. thermometer (°C)	Displayed Reading (°C)	Tolerance (°C)	Results
10	10.03	0.03	Satisfactory
28	28.06	0.06	Satisfactory
48	47.90	-0.10	Satisfactory

Tolerance limit of temperature should be less than ± 2.0 (°C)

~ CONTINUED ON NEXT PAGE ~

Remark(s): -

- ^(a) The "Date of Next Calibration" is recommended according to best practice principals as practiced by QPT or quoted from relevant international standards.
^(b) The results relate only to the calibrated equipment as received
^(c) The performance of the equipment stated in this report is checked with independent reference material and results compared against a calibrated secondary source.
^(d) "Displayed Reading" denotes the figure shown on item under calibration/ checking regardless of equipment precision or significant figures.
^(e) The "Tolerance Limit" mentioned is referenced to YSI product specifications.


LEE Chun-ning, Desmond
Senior Chemist



REPORT OF EQUIPMENT PERFORMANCE CHECK/ CALIBRATION

Report No. : AJ070067
Date of Issue : 21 July 2020
Page No. : 2 of 2

PART D – CALIBRATION RESULTS (Cont'd)

(3) Dissolved Oxygen

Expected Reading (mg/L)	Displayed Reading (mg/L)	Tolerance (mg/L)	Results
0.10	0.32	0.22	Satisfactory
1.89	2.02	0.13	Satisfactory
4.51	4.24	-0.27	Satisfactory
6.90	7.12	0.22	Satisfactory

Tolerance limit of dissolved oxygen should be less than ± 0.50 (mg/L)

(4) Conductivity at 25°C

Conc. of KCl (M)	Expected Reading ($\mu\text{S}/\text{cm}$)	Displayed Reading ($\mu\text{S}/\text{cm}$)	Tolerance (%)	Results
0.001	146.9	147.9	0.68	Satisfactory
0.01	1412	1453	2.90	Satisfactory
0.1	12890	12360	-4.11	Satisfactory
0.5	58670	58122	-0.93	Satisfactory
1.0	111900	110812	-0.97	Satisfactory

Tolerance limit of conductivity should be less than ± 10.0 (%)

(5) Salinity

Expected Reading (g/L)	Displayed Reading (g/L)	Tolerance (%)	Results
10	10.01	0.10	Satisfactory
20	20.11	0.55	Satisfactory
30	30.28	0.93	Satisfactory

Tolerance limit of salinity should be less than ± 10.0 (%)

(6) Turbidity

Expected Reading (NTU)	Displayed Reading ^(f) (NTU)	Tolerance ^(g) (%)	Results
0	0.18	--	Satisfactory
10	10.12	1.2	Satisfactory
20	20.19	1.0	Satisfactory
100	103.98	4.0	Satisfactory
800	795.11	-0.6	Satisfactory

Tolerance limit of turbidity should be less than ± 10.0 (%)

~ END OF REPORT ~

Remark(s): -

^(f) "Displayed Reading" presents the figures shown on item under calibration/ checking regardless of equipment precision or significant figures.

^(g) The "Tolerance Limit" mentioned is the acceptance criteria applicable for similar equipment used by Quality Pro Test-Consult Ltd. or quoted from relevant international standards.