








NOTES:

- THIS DRAWING SHALL BE READ IN CONJUNCTION WITH THE WORKS AREA KEY PLAN IN SHEET NO. 60240249/C1/1000.
- THE SETTING OUT INFORMATION AND WORKS AREA CONDITIONS SHOWN IN THIS DRAWING ARE FOR REFERENCE ONLY. THE WORKS AREA BOUNDARY SHALL BE IN ACCORDANCE WITH THE ENGINEERING CONDITIONS FOR TEMPORARY GOVERNMENT LAND ALLOCATION NO. T15 619. IN CASE OF DISCREPANCY BETWEEN THE BOUNDARY SHOWN ON THIS DRAWING AND THE BOUNDARY INDICATED ON THE ENGINEERING CONDITIONS, THE LATTER SHALL PREVAIL.
- DEMARCATON OF THE WORKS AREA SHALL BE DETERMINED ON SITE.
- REFER TO HIGHWAYS DEPARTMENT STANDARD DRAWING NOS. H6110 AND H6111 FOR DETAILS OF HOARDING.
- REFER TO HIGHWAYS DEPARTMENT STANDARD DRAWING NOS. H6121 AND H6122 FOR DETAILS OF CHAIN LINK FENCE.
- REFER TO HIGHWAYS DEPARTMENT STANDARD DRAWING NO. H6121 FOR DETAILS OF GATE.
- CHAIN LINK FENCE SHALL BE ERECTED ALONG THE WORKS AREA BOUNDARY. THE ALIGNMENT AND EXTENT OF CHAIN LINK FENCE SHOWN ARE INDICATIVE ONLY AND SHALL BE CONFIRMED BY THE SUPERVISING OFFICER.
- THE LOCATION AND WIDTH OF GATE SHOWN ARE INDICATIVE ONLY AND SHALL BE CONFIRMED BY THE SUPERVISING OFFICER.
- NO STRUCTURES SHALL BE ERECTED OTHER THAN SUCH STRUCTURES NOT EXCEEDING TWO STOREYS IN HEIGHT, WHICH ARE APPROVED BY THE DISTRICT LANDS OFFICER AS BEING APPROPRIATE FOR THE USE OF THE SITE AS A WORKS AREA.
- THE TENTATIVE OCCUPATION PERIOD SHALL BE REFERRED TO EMPLOYER'S REQUIREMENTS PART 2 AND PART 14 SECTION 1 CLAUSE 1.45A.
- THE WORKS AREAS SHOWN ON THIS DRAWING ARE TO BE SHARE-USED AMONG THE CONTRACTS OF TM-CLKL RELATED CONTRACTS. THE AREAS HATCHED WITH  ARE TENTATIVELY ALLOCATED FOR THE USE BY THIS CONTRACT.
- THE COMMON AREA SHALL BE CONCRETE PAVED BY THE CONTRACTOR.

LEGEND:

-  WORKS AREA UNDER THIS CONTRACT
-  COMMON AREA (MAINTAINED UNDER THIS CONTRACT) TO BE SHARE-USED WITH OTHER CONTRACTS
-  WORKS AREA FOR THIS CONTRACT TO BE EARLY HANDED OVER BY THE CONTRACTOR.
-  HOARDING AND GATE (TO BE ERECTED AND MAINTAINED UNDER THIS CONTRACT)
-  CHAIN LINK FENCE AND GATE (TO BE ERECTED AND MAINTAINED BY OTHERS)
-  CHAIN LINK FENCE AND GATE (TO BE ERECTED AND MAINTAINED UNDER THIS CONTRACT)

SETTING OUT COORDINATES OF AREA 5

POINT	COORDINATES	
	EASTING	NORTHING
W5-1	820162.308	820638.492
W5-2	820216.839	820590.455
W5-3	820286.496	820603.985
W5-4	820421.757	820667.742
W5-5	820490.425	820764.554
W5-6	820483.839	820776.180
W5-7	820393.451	820728.958
W5-8	820399.746	820715.343
W5-9	820268.674	820665.173
W5-10	820325.075	820698.276
W5-11	820306.587	820685.458
W5-12	820305.269	820691.287
W5-13	820279.580	820684.863
W5-14	820268.027	820680.572
X	820169.407	820655.859
Y	820166.601	820655.172
Z	820163.794	820654.484
W5-17	820144.957	820650.334
W5-18	820155.899	820641.093
W5-19	820157.432	820642.788
W5-20	820332.642	820686.314
W5-21	820333.350	820684.738
W5-22	820326.723	820694.608

AECOM

PROJECT

TUEN MUN - CHEK LAP KOK LINK

CONTRACT TITLE
TUEN MUN - CHEK LAP KOK LINK
- SOUTHERN CONNECTION
VIADUCT SECTION

CLIENT

 路政署
HONG KONG - ZHUKAI - MACAO BRIDGE
Hong Kong Project Management Office

CONSULTANT

AECOM Asia Company Ltd.
www.aecom.com

SUB-CONSULTANTS

分判工程顧問公司

Fig 1.10

ISSUE/REVISION

NO.	DATE	DESCRIPTION	CHK.
1	OCT. 12	TENDER DRAWING	CWN
2			
3			
4			
5			
6			
7			
8			
9			
10			
11			
12			
13			
14			
15			
16			
17			
18			
19			
20			
21			
22			
23			
24			
25			
26			
27			
28			
29			
30			
31			
32			
33			
34			
35			
36			
37			
38			
39			
40			
41			
42			
43			
44			
45			
46			
47			
48			
49			
50			
51			
52			
53			
54			
55			
56			
57			
58			
59			
60			
61			
62			
63			
64			
65			
66			
67			
68			
69			
70			
71			
72			
73			
74			
75			
76			
77			
78			
79			
80			
81			
82			
83			
84			
85			
86			
87			
88			
89			
90			
91			
92			
93			
94			
95			
96			
97			
98			
99			
100			

STATUS

SCALE	DIMENSION UNIT
比例	尺寸单位
A1 1 : 1000	METRES

KEY PLAN

索引图

PROJECT NO.

项目编号

SHEET TITLE

WORKS AREA AND
HOARDING PLAN

SHEET NUMBER

图纸编号

CONTRACT NO.

合约编号

SHEET 1 OF 2